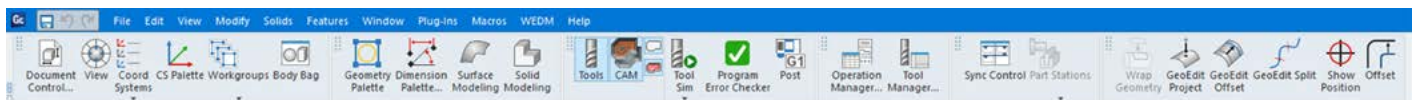


GibbsCAM®

Announcing GibbsCAM® 12

GibbsCAM 12 reinvents the way programmers use CAM software. With a balance of new features and interface enhancements, GibbsCAM 12 delivers a CAM solution that is perfect for both seasoned users and brand new programmers. GibbsCAM 12 introduces a modern, updated interface that is designed to increase user efficiency and improve the entire user experience.

Updated User Interface



The new user interface brings an up-to-date look and an ability to customize, along with ease-of-use features that users expect, all while maintaining the traditional GibbsCAM personality, character, and workflow. These changes modernize the GibbsCAM interface, making it more familiar and inviting to new users while preserving the powerful simplicity that experienced users appreciate.

- Redesigned command icons
- More accessible Process list
- Added locations for Do It and Redo buttons
- Custom Processes are more easily accessible
- Powerful command search
- Resizable machining and utility markers

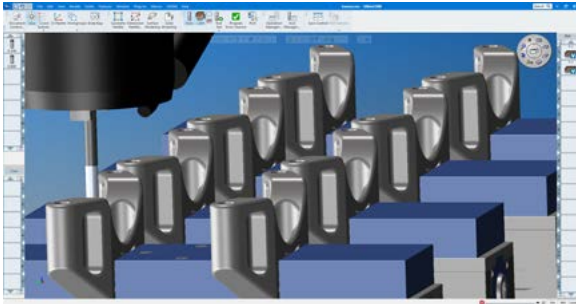
Interface Customization

Menus, toolbars, and palettes can be customized to optimize your workflow. Easily configure your workspace for quick access to the functions you use frequently. You can save an unlimited number of customizations, so that different users can quickly load the customized interface they prefer.

- Add or subtract icons from toolbars
- Create user defined toolbars
- Un-docking and repositioning of toolbars
- Resizable Tile lists
- Easily switch between large and small tiles for increased visibility

Multi-Part Machining

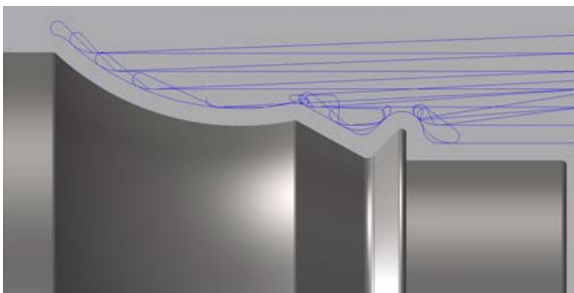
- Easily duplicate part programs across multiple setups
- Choose Equally Spaced, Grid, or manually define positions
- Define tool motion between instances
- Complete all operations for a single part or one operation at a time across all parts



Multiple part setups are easily defined, giving users the ability to increase part production and reduce programming time.

VoluTurn

The new VoluTurn option is the latest advancement in Ultra High Speed Machining for turning applications. It offers manufacturers the ability to significantly increase productivity by reducing cycle times while also reducing wear on cutting tools by creating constant-load toolpaths while turning with round turning tools.



VoluTurn brings Ultra High Efficiency Toolpath to turning centers, reducing cycle times and tool wear.

5-Axis Machining

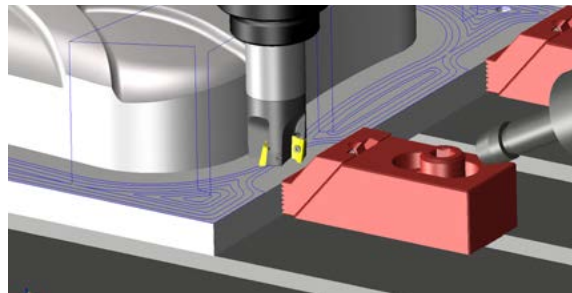
For multi-axis machining applications, GibbsCAM 12 utilizes the latest technology of tool motion and part orientation to ensure the most productive programs and full machine tool utilization.

- Define Clearance Area automatically
- Maximize 3-Axis machining when doing porting
- Set Check Tolerance for Gouge checking

SolidSurfacer

Enhancements in Advanced 3D toolpath strategies provide more powerful and efficient tool motion to minimize machine run times.

- Automatic fixture avoidance
- Enable Plunge lead-in
- Link toolpaths using High Feedrate tool motion
- Define minimum machined pocket size
- More Entry/Exit control



Pre-defined fixtures are now automatically avoided, providing accurate and error-free programming of solid models.

Video Training

High-quality entry level training videos from Cognus Institute's training program are now accessible directly from the Help menu.

- Complete instruction for Production Milling
- Tutorial is made up of multiple five-minute videos
- Materials such as detailed drawing files and example programs are included
- Additional training for advanced modules is available for purchase from Cognus

Find out more at: www.gibbscam.com

Specifications subject to change without notice. 3D Systems, the 3D Systems logo, GibbsCAM and the GibbsCAM logo are registered trademarks of 3D Systems, Inc. All other trademarks are the property of their respective owners.

Copyright © 3D Systems, Inc. All rights reserved. www.3DSystems.com GibbsCAM EN 2017